

## LCCMR M.L. 2014 ENVIRONMENT AND NATURAL RESOURCES TRUST FUND RECOMMENDATIONS BY SUBDIVISION - H.F. 1874 & S.F. 1899

### LCCMR Process for M.L. 2014 Recommendations

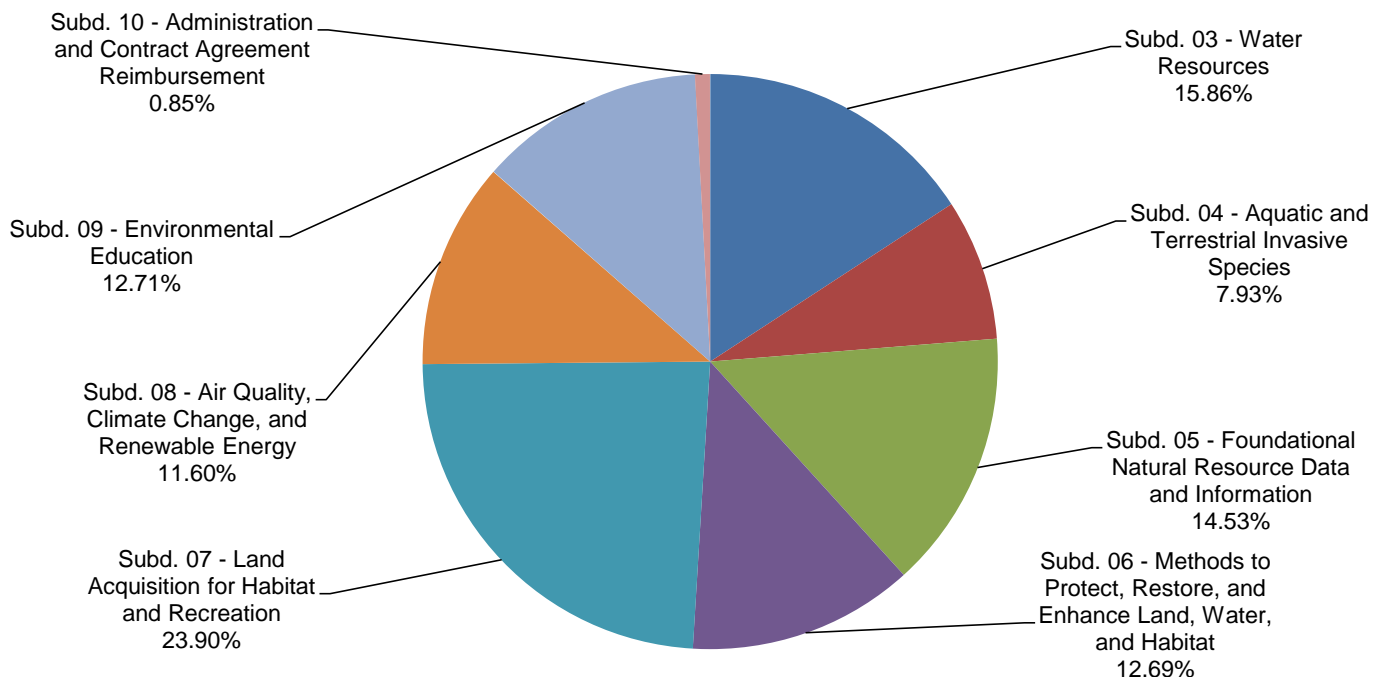
For the FY 2014 and FY 2015 biennium (July 1, 2013 - June 30, 2015), approximately \$33.8 million is available each year (Total = \$67,620,000) for funding from the Environment and Natural Resources Trust Fund. The FY 2014 funds and a portion of the FY 15 funds were appropriated during M.L. 2013 and approximately \$29.6 million remains available for FY 15. In response to the 2014 Request for Proposal (RFP) 192 proposals requesting a total of approximately \$111 million were received. Through a competitive, multi-step process, 94 of these proposals, requesting a total of approximately \$59 million, were chosen to present to the LCCMR and 71 of those proposals were selected to receive a recommendation for funding. These recommendations are for the remaining FY 2015 funds beginning July 1, 2014.

February 18 & 25, 2013	2014 Funding Priorities Determined and RFP Adopted
March 3, 2013	2014 RFP Issued
June 7, 2013	2014 RFP Proposal Deadline (192 Proposals totaling \$111,455,013 received)
September 18, 2013	2014 Selection of Proposals for Presentations (94 proposals totaling \$58,751,605 selected)
October 1, 2, 3, 15, 16, & 17, 2013	2014 Proposal Presentations (6 Days)
October 22-23, 2013	2014 Allocations Recommendations (2 days)
November 2013 - February 2014	Research Projects Recommended Undergo Peer Review
December 10, 2013	2014 Appropriation Language Review & Adoption

### Summary of Recommendations by Subdivision

Subdivision	\$ Recommended	# Appropriations
Subd. 03 - Water Resources	\$4,579,000	13
Subd. 04 - Aquatic and Terrestrial Invasive Species	\$2,298,000	6
Subd. 05 - Foundational Natural Resource Data and Information	\$4,210,000	14
Subd. 06 - Methods to Protect, Restore, and Enhance Land, Water, and Habitat	\$3,675,000	11
Subd. 07 - Land Acquisition for Habitat and Recreation	\$6,923,000	6
Subd. 08 - Air Quality, Climate Change, and Renewable Energy	\$3,360,000	9
Subd. 09 - Environmental Education	\$3,681,000	9
Subd. 10 - Administration and Contract Agreement Reimbursement	\$244,000	3
<b>TOTAL</b>	<b>\$28,970,000</b>	<b>71</b>

**% of Total \$ Recommended**



SOURCE: LCCMR Staff

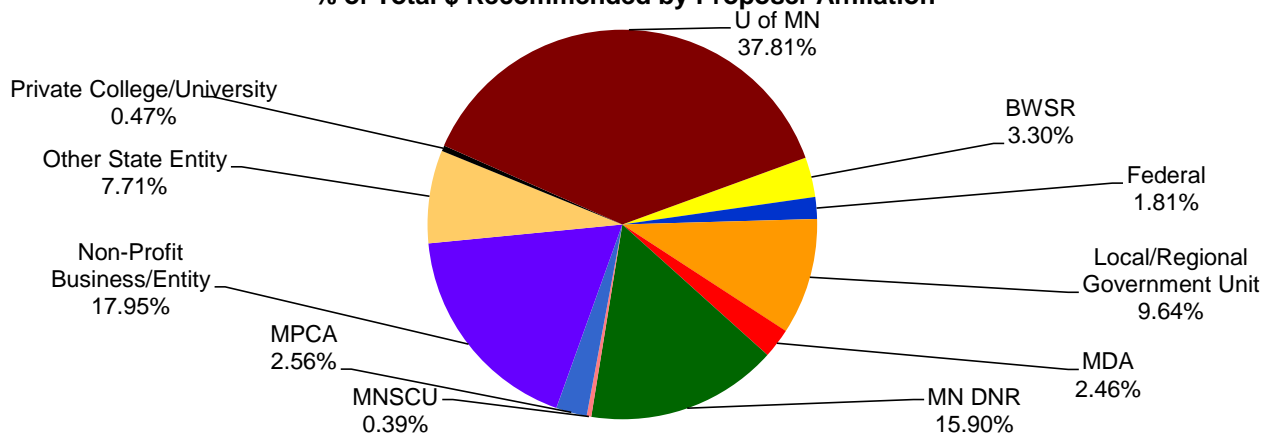
## LCCMR M.L. 2014 ENVIRONMENT AND NATURAL RESOURCES TRUST FUND RECOMMENDATIONS BY AFFILIATION AND AREA OF IMPACT - H.F 1874 & S.F. 1899

### Summary of Recommendations by Proposer Affiliation\*

Affiliation Type	\$ Recommended	# Appropriations
BWSR	\$957,000	3
Federal	\$523,000	2
Local/Regional Government Unit	\$2,792,000	5
MDA	\$713,000	2
MN DNR	\$4,605,000	7
MNSCU	\$112,000	1
MPCA	\$743,000	1
Non-Profit Business/Entity	\$5,201,000	16
Other State Entity	\$2,234,000	4
Private College/University	\$136,000	1
U of MN	\$10,954,000	29
<b>TOTAL</b>	<b>\$28,970,000</b>	<b>71</b>

\*Dollar amounts based on project manager affiliation listed in the proposal; some proposals have multiple partners with multiple affiliations and dollars requested distributed between them.

### % of Total \$ Recommended by Proposer Affiliation



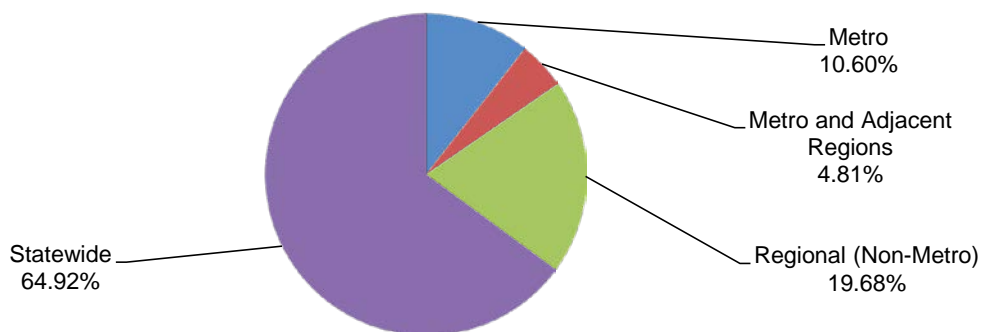
### Summary of Recommendations by Area of Impact

Area of Impact	\$ Recommended	# Appropriations
Metro*	\$3,070,000	4
Metro and Adjacent Regions	\$1,393,000	2
Regional (Non-Metro)**	\$5,701,000	18
Statewide	\$18,806,000	47
<b>TOTAL</b>	<b>\$28,970,000</b>	<b>71</b>

\* "Metro" region includes the 11 counties of Anoka, Carver, Chisago, Dakota, Hennepin, Isanti, Ramsey, Scott, Sherburne, Washington, and Wright.

\*\* "Regional" means area of impact is less than "Statewide" but includes one or more regions of the state ("Northwest", "Northeast", "Central", "Southwest", or "Southeast") other than the 11-county "Metro" region.

### % of Total \$ Recommended by Area of Impact



SOURCE: LCCMR Staff